



MEA-2700-UWB-SM

4G/LTE/CELLULAR/CDMA ANTENNA

Part #: 100-00141-01

Description

The MEA-2700-UWB-SM is a high efficiency cellular wide band LTE antenna for use with all 4G LTE frequencies. This antenna was designed for automotive, IOT, and telematics communication. High efficiency, high gain and omni-directional properties provides the antenna consistent and stable connectivity with high throughput data to devices with cellular needs. The antenna housing consists of black ABS UV resistant plastic, with a heavy-duty metal in the base.

Electrical Specifications

Parameter	Specification
Frequency Range	698-960/1710-2700 MHz
Band width	266/990 MHz
Gain	3 dBi
V.S.W.R	≤ 2.5
Radiation	Omni-Directional
Polarization	Vertical
Maximum Input Power	50W
Impedance	50 Ω

Mechanical Specifications

Parameter	Specification
Antenna Dimensions	Φ 48 x 82 mm
Weight	160 g
Operating Temperature	-40 °C to +70 °C
Antenna Radome Material	ABS
Connector	SMA Male
Cable Type	RG58U
Cable Length	3M
Mount Type	Screw
Antenna Color	Black
ROHS Compliant	Yes



Features

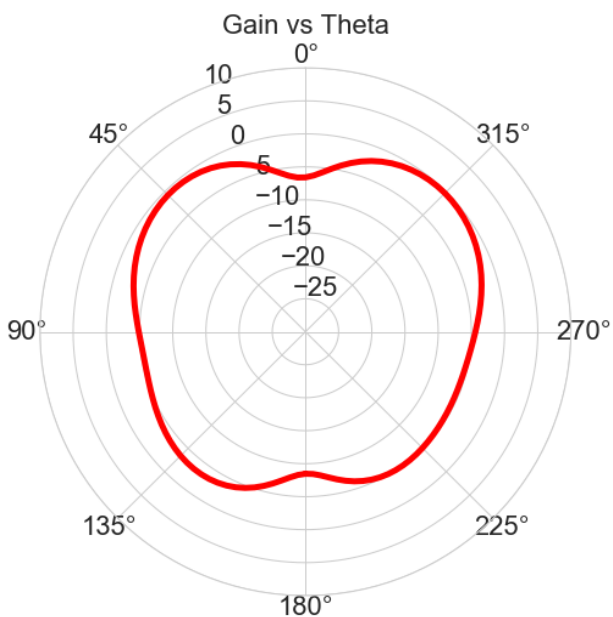
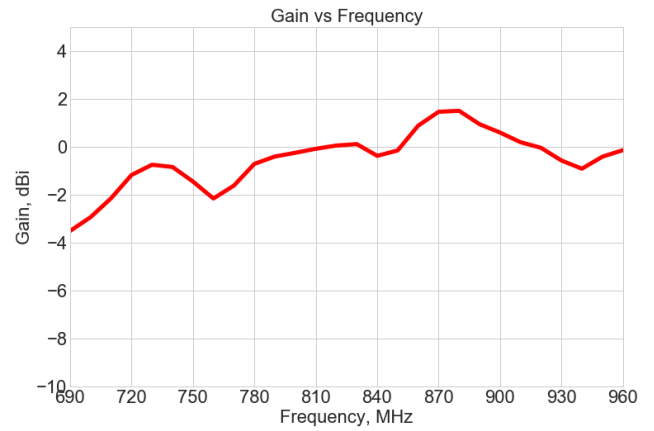
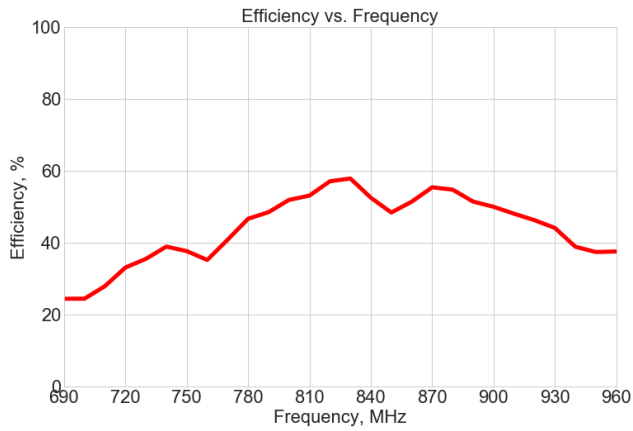
- High Performance
- 4G LTE Ultra-Wideband Automotive Antenna
- ROHS Compliant
- Frequency ranges: 698 - 960 MHz and 1710 - 2700 MHz
- Custom Cable and Connector
- Rated IP67

Applications

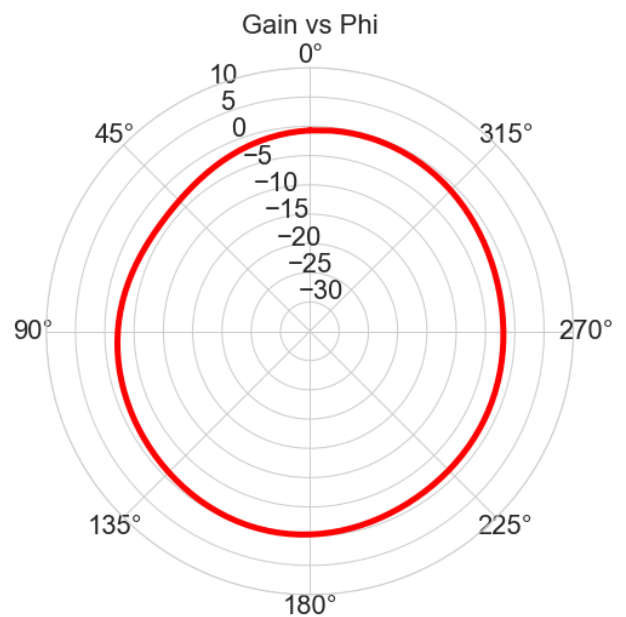
- Telematics
- LTE
- Automotive
- Fleet tracking
- IOT
- Telematics

Radiation Specifications

698-960 MHz



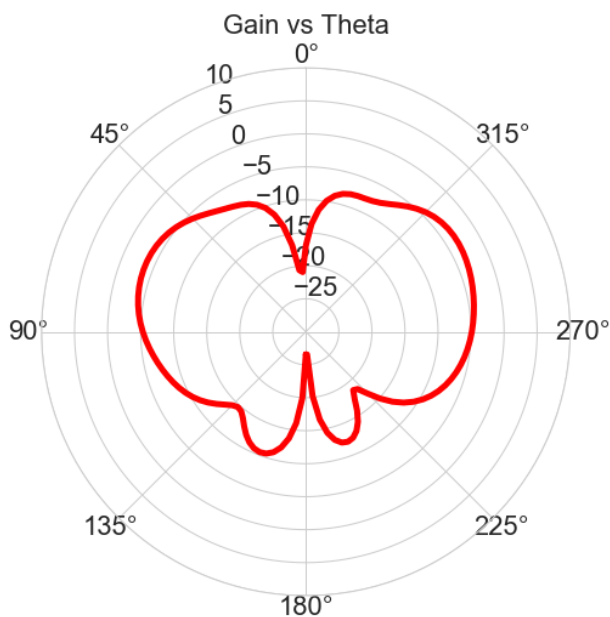
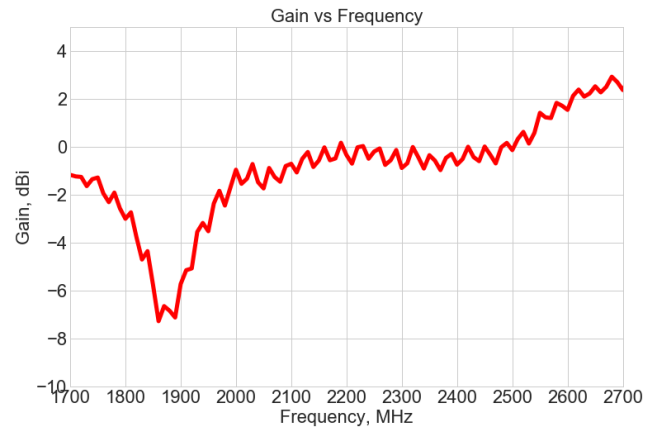
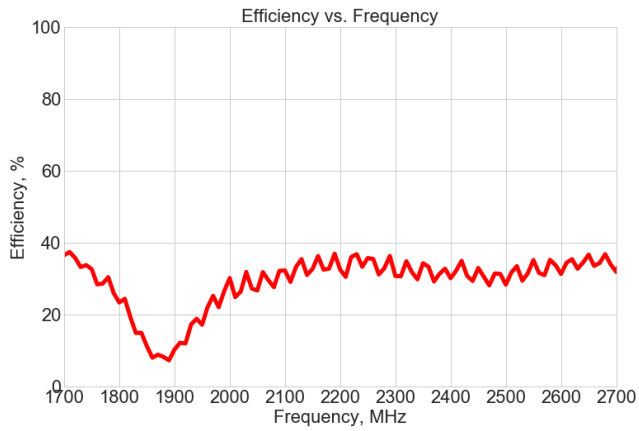
Gain dBi, Elevation Cut $\Phi = 0$, Frequency 850.00(MHz)



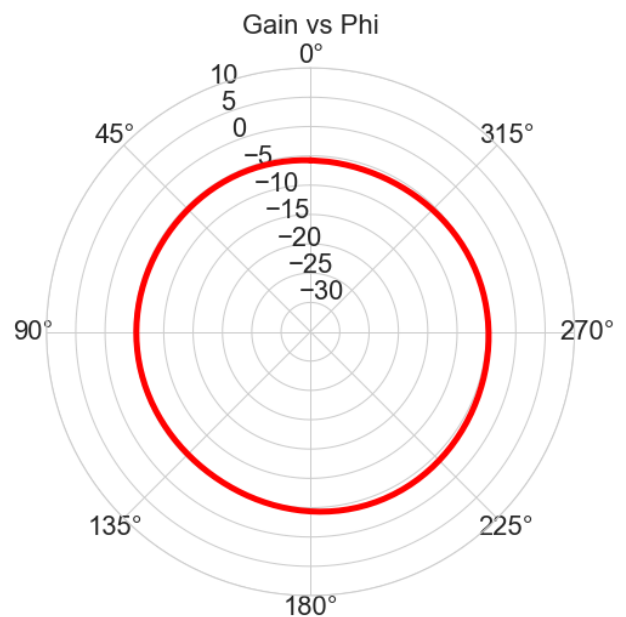
Gain dBi, Conical Cut $\Theta = 45$, Frequency 850.00(MHz)

Radiation Specifications

1710-2700 MHz

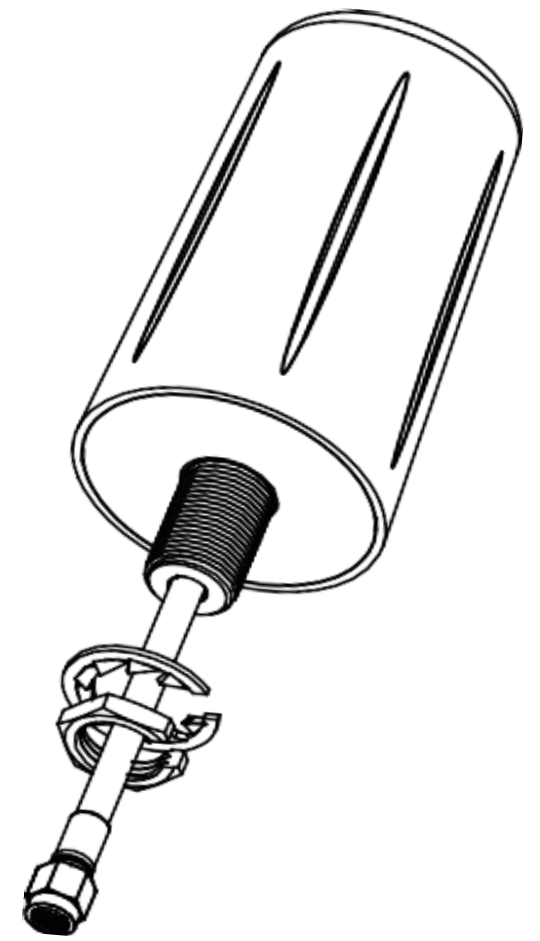
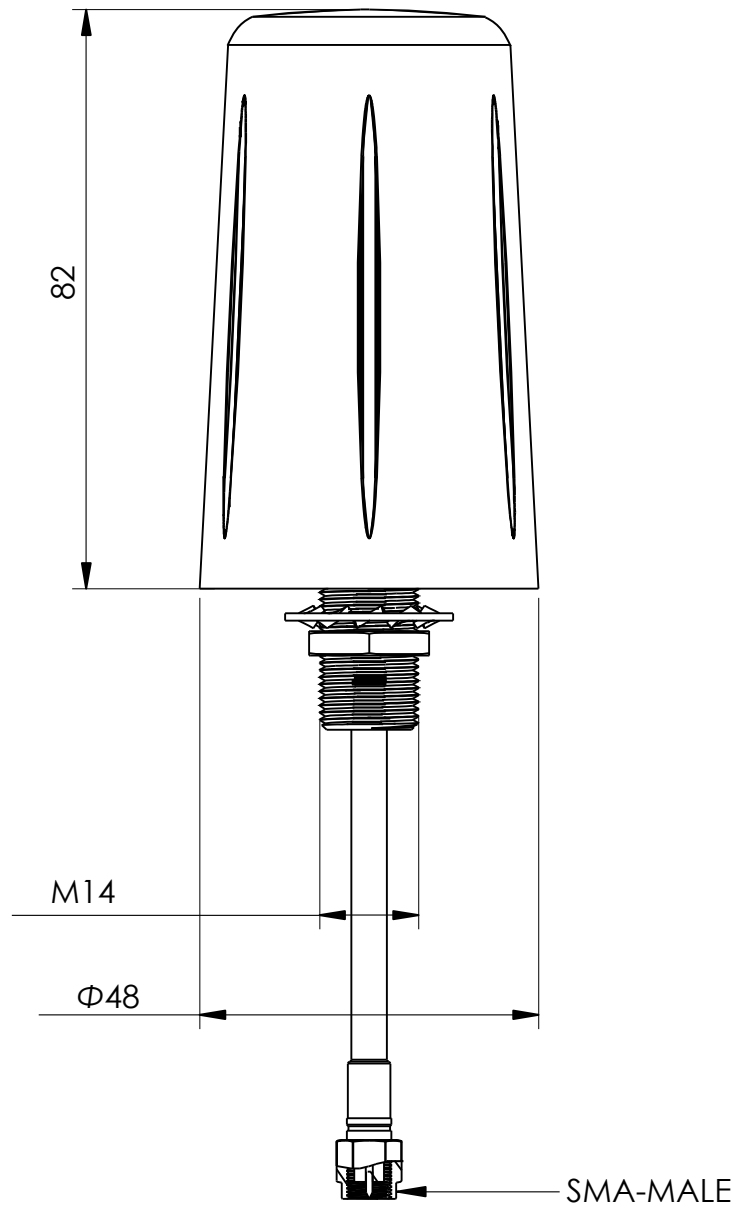
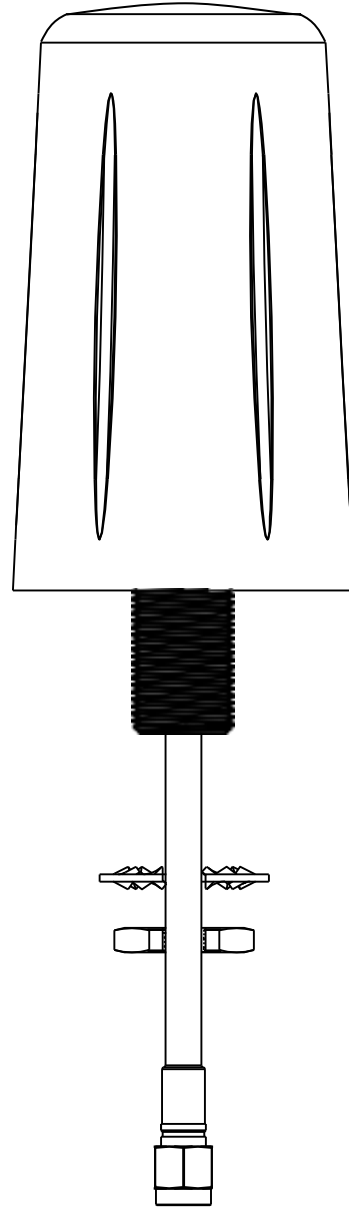


Gain dBi, Elevation Cut $\Phi = 0$, Frequency 1800.00(MHz)



Gain dBi, Conical Cut $\Theta = 45$, Frequency 1800.00(MHz)

DRAWING REVISION HISTORY			
REV	DESCRIPTION	DATE	BY
A	INITIAL RELEASE	9/28/2020	QZ



- NOTES:
1. FREQUENCY: 698-960/1710-2700MHZ
 2. GAIN: 3dBi
 3. CONNECTOR: SMA-MALE
 4. IMPEDANCE: 50 Ω
 5. TEMPERATURE: -40 °C TO +70 °C
 6. INPUT POWER: 50W
 7. WEIGHT: 160g

ITEM 100-00141-01 REVISION HISTORY			
REV	DESCRIPTION	DATE	BY
A	INITIAL RELEASE	2020-09-28	QZ

PROPRIETARY AND CONFIDENTIAL

THE INFORMATION CONTAINED IN THIS DRAWING IS THE SOLE PROPERTY OF MAXTENA, INC. ANY REPRODUCTION IN PART OR AS A WHOLE WITHOUT THE WRITTEN PERMISSION OF MAXTENA, INC IS PROHIBITED.

UNLESS OTHERWISE SPECIFIED:	NAME	DATE
DIMENSIONS ARE IN MM	DRAWN	QZ 2020-09-28
TOLERANCES:	CHECKED	ZX 2020-09-30
FRACTIONAL ±	ENG APPR.	NPC 2020-09-30
ANGULAR: MACH ± 0.5° BEND ±	MFG APPR.	
INTEGER ± 2	Q.A.	
INTERPRET GEOMETRIC TOLERANCING PER:	CAD MAINTAINED. CHANGES SHALL BE INCORPORATED BY THE DESIGN ACTIVITY.	
	DO NOT SCALE DRAWING	

MAXTENA, INC		
TITLE: 100-00141-01 MEA-2700-UWB-SM		
SIZE B	DWG. NO. 117-00357-01	REV A
CAGE CODE: 5KQH7	SCALE: NONE	SHEET 1 OF 1

8 7 6 3 2 1

D
C
B
A

D
C
B
A

8 7 6 5 4 3 2 1