

High Frequency Ceramic Solutions

Preliminary

953 MHz Impedance Matched/Balun/BPF Integrated Component for T.I.
 CC110X, CC111X, CC113X and CC115X, CC110L, CC113L, CC115L and CC430

P/N 0953BM15A0001

Detail Specification: 09/09/2011

Page 1 of 2

General Specifications

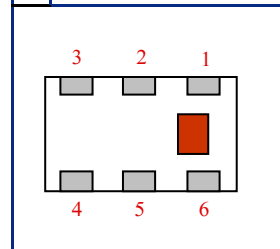
Part Number	0953BM15A0001
Frequency (MHz)	950 - 956 MHz
Unbalanced Impedance	50 Ω
Differential Balanced Impedance	Impedance-Matched to T.I. CC110X, CC111X, CC113X, CC115X, CC110L, CC113L, CC115L and CC430 Chipsets
Insertion Loss	2.1 dB max.
Return Loss	9.5 dB min.
Attenuation (dB)*	10 @ 780MHz
	50 min.@ 1900 - 1912MHz
	35 min.@ 2850 - 2868MHz
	35 min.@ 3800 - 3824MHz

Phase Difference	180° ± 10
Amplitude Difference	1.5 dB max.
Operating Temperature	-40 to +85°C
Power Rating	1W max.
Storage Conditions	+5 to +35°C, Humidity 45 - 75%RH
Storage Period	18 months max sealed. 1 week max after opened**
Reel quantity	4000 pcs
Moisture Sensitivity Level	1

**For more info go to
www.johansontechnology.com/silverleads

Terminal Configuration

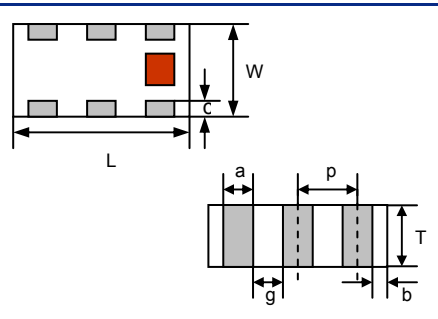
No.	Function
1	Unbalanced Port
2	GND
3	Balanced Port
4	Balanced Port
5	GND
6	GND



*Band Pass Filtering

Mechanical Dimensions

	In	mm
L	0.079 ± 0.004	2.00 ± 0.10
W	0.049 ± 0.004	1.25 ± 0.10
T	0.028 ± 0.004	0.70 ± 0.10
a	0.012 ± 0.004	0.30 ± 0.10
b	0.008 ± 0.004	0.20 ± 0.10
c	0.012 +.004/-0.008	0.30 +0.1/-0.20
g	0.014 ± 0.004	0.35 ± 0.10
p	0.026 ± 0.002	0.65 ± 0.05

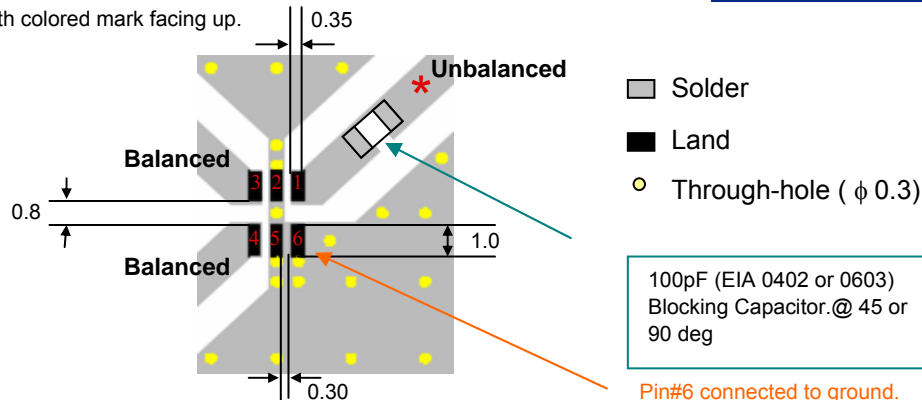


Mounting Considerations

* Line width should be designed to match 50Ω characteristic impedance, depending on PCB material and thickness.

Mount device with colored mark facing up.

Pin reference



Units: mm

Johanson Technology, Inc. reserves the right to make design changes without notice.
 All sales are subject to Johanson Technology, Inc. terms and conditions.



www.johansontechnology.com

4001 Calle Tecate • Camarillo, CA 93012 • TEL 805.389.1166 FAX 805.389.1821

2011 Johanson Technology, Inc. All Rights Reserved

High Frequency Ceramic Solutions

Preliminary

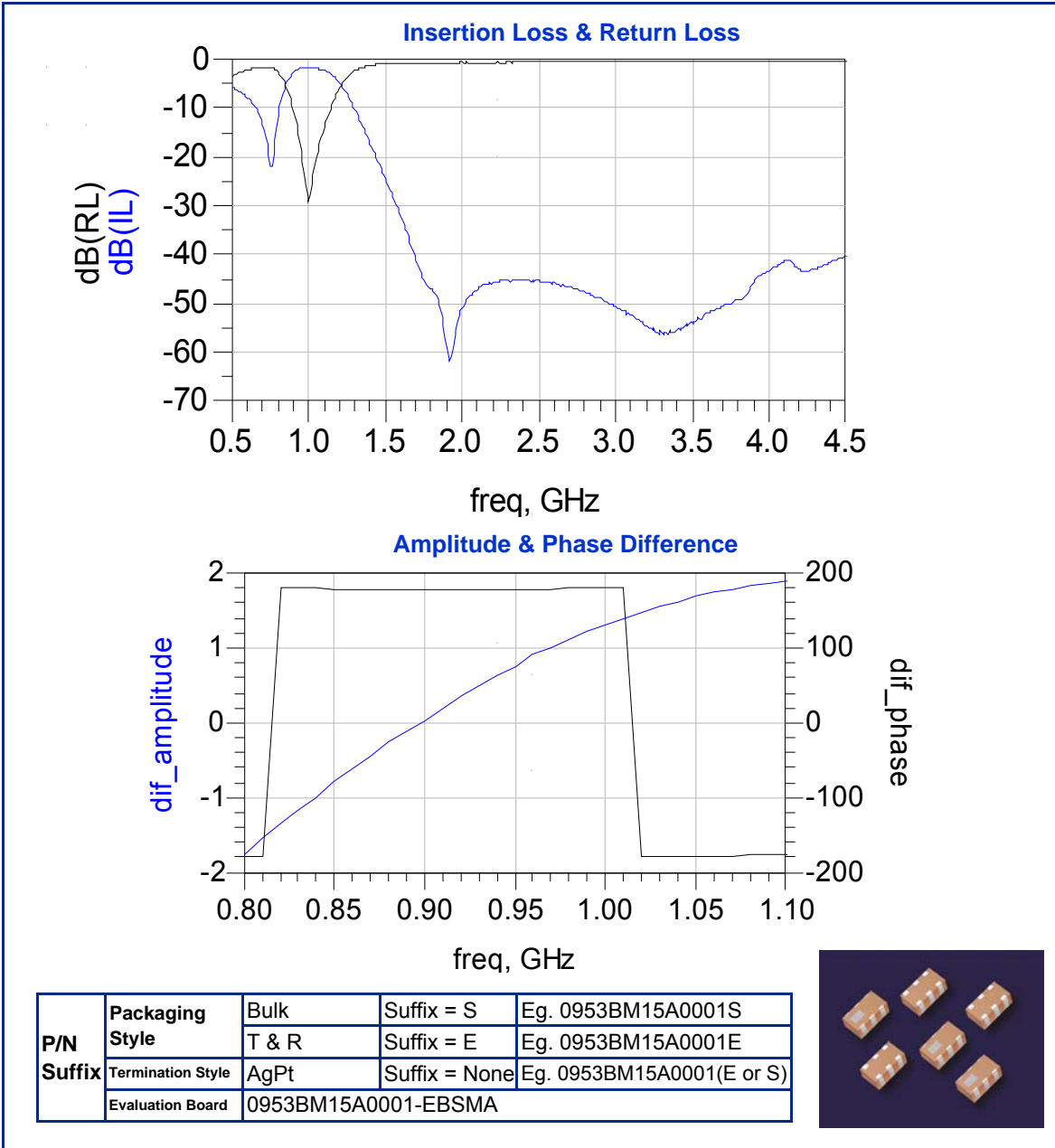
953 MHz Impedance Matched/Balun/LPF Integrated Component for T.I.
 CC110X, CC111X, CC113X and CC115X and CC430

P/N 0953BM15A0001

Detail Specification: 09/09/2011

Page 2 of 2

Typical Electrical Performance (T=25°C)



Johanson Technology, Inc. reserves the right to make design changes without notice.
 All sales are subject to Johanson Technology, Inc. terms and conditions.



www.johansontechnology.com

4001 Calle Tecate • Camarillo, CA 93012 • TEL 805.389.1166 FAX 805.389.1821

2011 Johanson Technology, Inc. All Rights Reserved