

# "High Frequency Ceramic Solutions"


2.45GHz Impedance Matched Balun-Filter for Atmel Chipset AT86RF232 and AT86RF233. Platforms:  
 ATmega256/128/64RFR2, Zigbit 256RFR2, Zigbit RF233, ZigBit RF233+FEM, Extension RF233, USB RF233, SAM  
 R21. ATMEGA256RFR2 Xplained Pro.  
 Detail Specification: 10/6/2014

P/N 2450BM15A0015

Page 1 of 4

Impedance matching network, balun, and harmonic filter all in one EIA 0805 package!

General Specifications	
Part Number	2450BM15A0015
Frequency (MHz)	2400~2500
Unbalanced Impedance	50 Ω
Differential Balanced Impedance	Impedance match to: Atmel AT86RF232, AT86RF233, ATmega256/128/64RFR2, Zigbit 256RFR2, Zigbit RF233, ZigBit RF233+FEM, Extension RF233, USB RF233, SAM R21
Insertion Loss (-40C to +85C)	1.1dB Typ, 1.5 dB max.
Insertion Loss (-40C to +125C)	1.3dB Typ, 1.9 dB max.
Return Loss	9.5 min.
Phase Difference	180 ± 10 (deg)
Amplitude Difference	2.0 dB max.
Power Capacity	2 Watt max. (CW)
Differential Mode Attenuation	20dB min. @2Fo 20dB min. @3Fo
Common Mode Rejection	20dB min. @2Fo



Solder Paste	SAC 305 type is recommended
Operating Temp.	-40 to +125°C
Storage Temp	-40 to +85°C
Recommended Storage Conditions for unused product on T&R*	+5C to +35C, Humidity 45~75%RH
Reel Quantity	4,000
Storage Period	18 months max.*

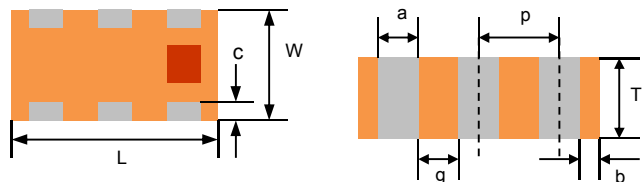
\*18 months in vacuum sealed bag and 1 week cumulative after opened. For more info and proper handling go to: [www.johansontechnology.com/silverleads](http://www.johansontechnology.com/silverleads)

## Part Number Explanation

P/N Suffix	Packing Style	Bulk (Loose)	Suffix = S	eg. 2450BM15A0015S
		T & R	Suffix = E	eg. 2450BM15A0015E
	Termination style	AgPt	Suffix = None	eg. 2450BM15A0015 (E or S)
	Evaluation Board	2450BM15A0015-EBSMA		

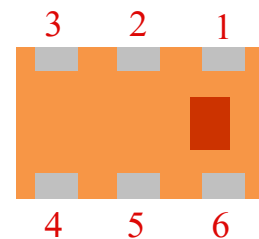
## Mechanical Dimensions

	In	mm
L	0.079 ± 0.004	2.00 ± 0.10
W	0.049 ± 0.004	1.25 ± 0.10
T	0.031 ± 0.004	0.80 ± 0.10
a	0.012 ± 0.004	0.30 ± 0.10
b	0.008 ± 0.004	0.20 ± 0.10
c	0.012 +.004/-.008	0.30 +0.1/-0.2
g	0.014 ± 0.004	0.35 ± 0.10
p	0.026 ± 0.002	0.65 ± 0.05



## Terminal Configuration

No.	Function
1	Unbalanced Port (50 Ω)
2	GND
3	Balanced Differential Port
4	Balanced Differential Port
5	GND
6	GND

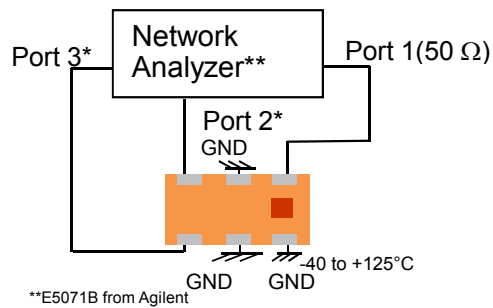


# "High Frequency Ceramic Solutions"

2.45GHz Impedance Matched Balun-Filter for Atmel Chipset AT86RF232 and AT86RF233. Platforms:  
 ATmega256/128/64RFR2, Zigbit 256RFR2, Zigbit RF233, ZigBit RF233+FEM, Extension RF233, USB RF233, SAM  
 R21. ATMEGA256RFR2 Xplained Pro.  
 Detail Specification: 10/6/2014

Page 2 of 4

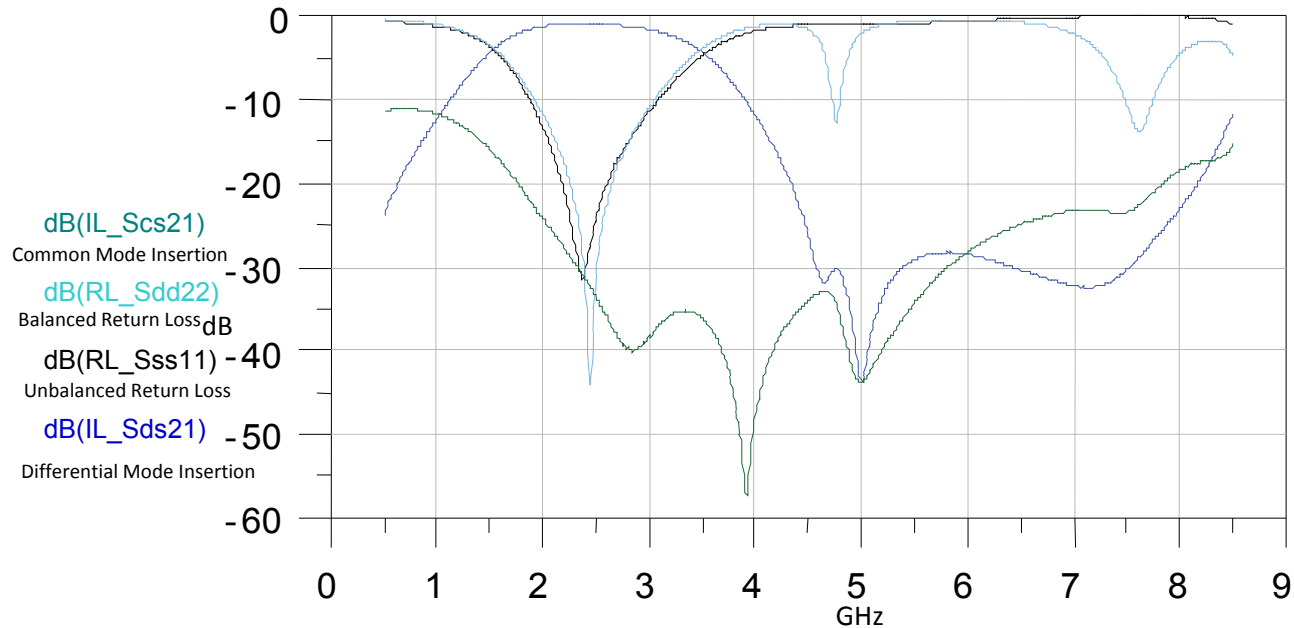
## Measuring Diagram



Port 1: Unbalanced Port  
 Ports 2 and 3: Balanced Port  
 $IL = S_{ds21}$   
 $RL = S_{ss11}$   
 $Amp\_balance = dB(S(2,1)/S(3,1))$   
 $Phase\_balance = Phase(S(2,1)/S(3,1))$   
 \*Impedance for ports 2 and 3  
 = Conjugate to Balanced Impedance/2

## Typical Electrical Performance (T=25°C)

### Insertion and Return Loss



Impedance matching network, balun, and harmonic filter all in one EIA 0805 package!

Johanson Technology, Inc. reserves the right to make design changes without notice. Please confirm the specifications and delivery conditions when placing your order. All sales are subject to Johanson Technology, Inc. terms and conditions.



[www.johansontechnology.com](http://www.johansontechnology.com)

4001 Calle Tecate • Camarillo, CA 93012 • TEL 805.389.1166 FAX 805.389.1821

Ver 6.2

2014 Johanson Technology, Inc. All Rights Reserved

# "High Frequency Ceramic Solutions"

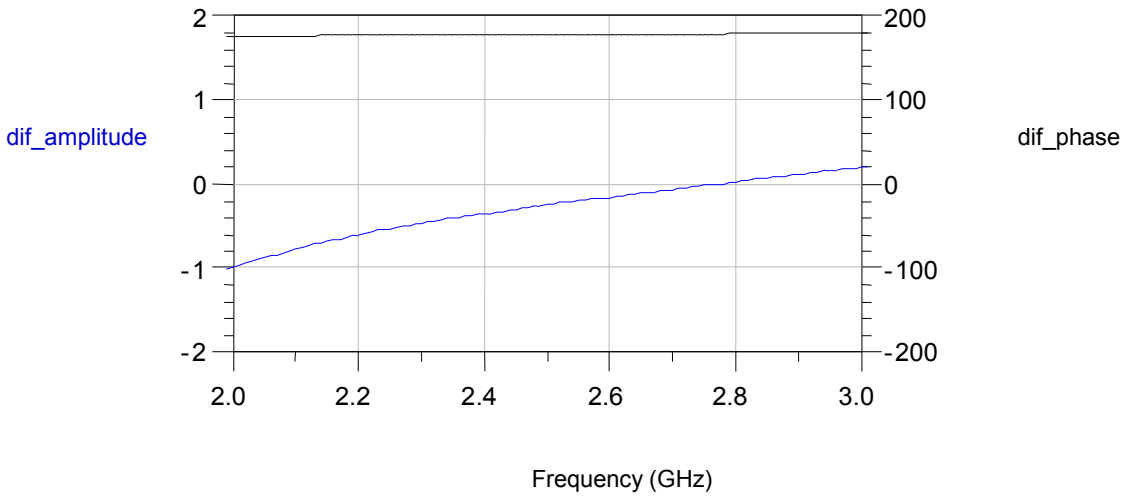
2.45GHz Impedance Matched Balun-Filter for Atmel Chipset AT86RF232 and AT86RF233. Platforms: ATmega256/128/64RFR2, Zigbit 256RFR2, Zigbit RF233, ZigBit RF233+FEM, Extension RF233, USB RF233, SAM R21. ATMEGA256RFR2 Xplained Pro.  
 Detail Specification: 10/6/2014

P/N 2450BM15A0015

Page 3 of 4

## Typical Electrical Performance (T=25°C)

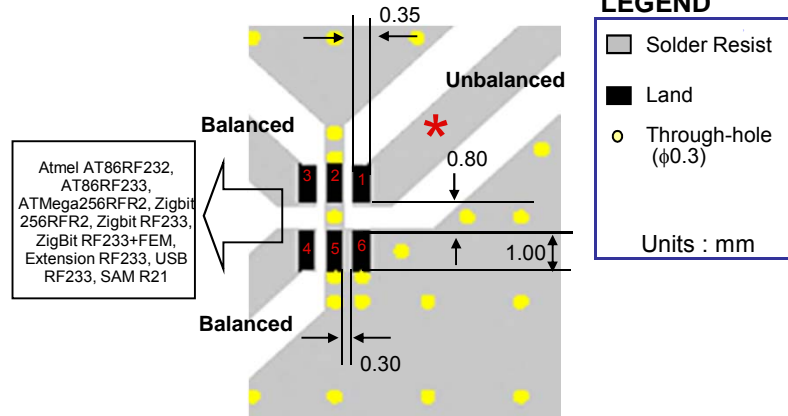

### Amplitude and Phase Balance



## Mounting Considerations

Mount these devices with brown mark facing up.

\* Line width should be designed to match 50Ω characteristic impedance, depending on PCB material and thickness.



Impedance matching network, balun, and harmonic filter all in one EIA 0805 package!

For layout/gerber files for this and other Atmel reference designs, go to: [www.johansontechnology.com/atmel](http://www.johansontechnology.com/atmel)

Johanson Technology, Inc. reserves the right to make design changes without notice. Please confirm the specifications and delivery conditions when placing your order. All sales are subject to Johanson Technology, Inc. terms and conditions.



[www.johansontechnology.com](http://www.johansontechnology.com)

4001 Calle Tecate • Camarillo, CA 93012 • TEL 805.389.1166 FAX 805.389.1821

Ver 6.2

2014 Johanson Technology, Inc. All Rights Reserved

# "High Frequency Ceramic Solutions"

2.45GHz Impedance Matched Balun-Filter for Atmel Chipset AT86RF232 and AT86RF233.

P/N 2450BM15A0015

Platforms: ATmega256/128/64RFR2, Zigbit 256RFR2, Zigbit RF233, ZigBit RF233+FEM, Extension  
RF233. USB RF233. SAM R21. ATMEGA256RFR2 Unlabeled Pro.

Detail Specification: 10/6/2014

Page 4 of 4

## Component Handling

[www.johansontechnology.com/silverleads](http://www.johansontechnology.com/silverleads)

## Packaging information

[www.johansontechnology.com/ipcpackaging.html](http://www.johansontechnology.com/ipcpackaging.html)

## Soldering Information

[www.johansontechnology.com/ipcsoldering-profile](http://www.johansontechnology.com/ipcsoldering-profile)

## Antenna layout and tuning techniques

[www.johansontechnology.com/tuning](http://www.johansontechnology.com/tuning)

## Antenna layout review, tuning, and characterization services

[www.johansontechnology.com/ipcantennaservices](http://www.johansontechnology.com/ipcantennaservices)

## Pad metalization information

[www.johansontechnology.com/silverleads](http://www.johansontechnology.com/silverleads)

## MSL Info

[www.johansontechnology.com/technical-notes/msl-rating.html](http://www.johansontechnology.com/technical-notes/msl-rating.html)

## Recommended Storage Condition and Max Shelf Life

[www.johansontechnology.com/ipcstorage-shelflife](http://www.johansontechnology.com/ipcstorage-shelflife)

## Application Notes, Layout Files, and more

[www.johansontechnology.com/atmel](http://www.johansontechnology.com/atmel)

## RoHS Compliance

[www.johansontechnology.com/technical-notes/rohs-compliance.html](http://www.johansontechnology.com/technical-notes/rohs-compliance.html)

Johanson Technology, Inc. reserves the right to make design changes without notice.

All sales are subject to Johanson Technology, Inc. terms and conditions.



[www.johansontechnology.com](http://www.johansontechnology.com)  
4001 Calle Tecate • Camarillo, CA 93012 • TEL 805.389.1166 FAX 805.389.1821  
Ver 6.2 2014 Johanson Technology, Inc. All Rights Reserved