

High Frequency Ceramic Solutions

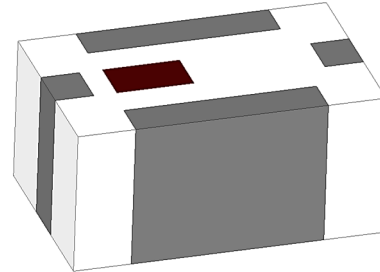
UWB Band Pass Filter, EIA 0805, High Rejection, AEC-Q200 Qualified

P/N 7000BP15A1600E-AEC

Detail Specification: 6/5/2019

Page 1 of 4

General Specifications	
Part Number	7000BP15A1600E-AEC
Frequency (MHz)	6200 - 7800
Impedance (Ohm)	50
Insertion Loss (dB)	1.75 typ. / 2.0 max.
Return Loss (dB)	12 typ. / 10 min.
Group Delay (ns)	0.7 typ. / 1.0 max.
ESD Susceptibility (HBM)	2000V
ESD Susceptibility (CDM)	500V
Power Capacity	3W max. (CW)

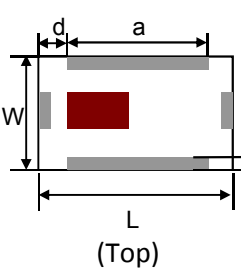
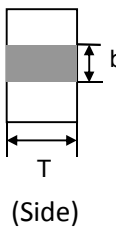


Frequency (MHz)	Attenuation (dB)	Operating Temperature	
3000 - 3400	39 typ. / 30 min.	-40 to +105°C	Recommended Storage Conditions and Period for unused T&R Product
3400 - 3800	39 typ. / 35 min.		
3800 - 5600	35 typ. / 30 min.	+5 to +35°C Humidity: 45 - 75%RH 18 months max.	Reel Quantity
4900 - 5850	5 typ. / 3 min.		
8500 - 16000	30 typ. / 25 min.		4,000

P/N Suffix	Packing Style	Bulk	Suffix = S	eg. 7000BP15A1600S-AEC
		T & R	Suffix = E	eg. 7000BP15A1600E-AEC
	Evaluation Board	7000BP15A1600-EB1SMA (2 Female SMA connectors 50Ω)		

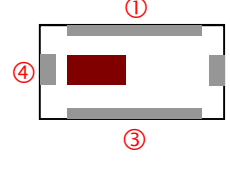
For more band-pass filters, go to: <https://www.johansontechnology.com/band-pass-filters>

Mechanical Specifications		
	In	mm
L	0.079 ± 0.006	2.00 ± 0.15
W	0.049 ± 0.004	1.25 ± 0.10
T	0.037 ± 0.004	0.95 ± 0.10
a	0.049 ± 0.006	1.25 ± 0.15
b	0.012 ± 0.006	0.30 ± 0.15
c	0.010 ± 0.006	0.25 ± 0.15
d	0.014 ± 0.006	0.35 ± 0.15

Want the mechanical model or layout file of the above? Send us a message at: <https://www.johansontechnology.com/ask-a-question>

Terminal Configuration			
No.	Function	No.	Function
1	GND	3	GND
2	IN/OUT	4	IN/OUT



If you would like the measured s-parameters, contact us at:

<https://www.johansontechnology.com/ask-a-question>

Johanson Technology, Inc. reserves the right to make design changes without notice.

All sales are subject to Johanson Technology, Inc. terms and conditions.



<https://www.johansontechnology.com>

4001 Calle Tecate • Camarillo, CA 93012 • TEL 805.389.1166 FAX 805.389.1821

Ver. 1.0

2019 Johanson Technology, Inc. All Rights Reserved

High Frequency Ceramic Solutions

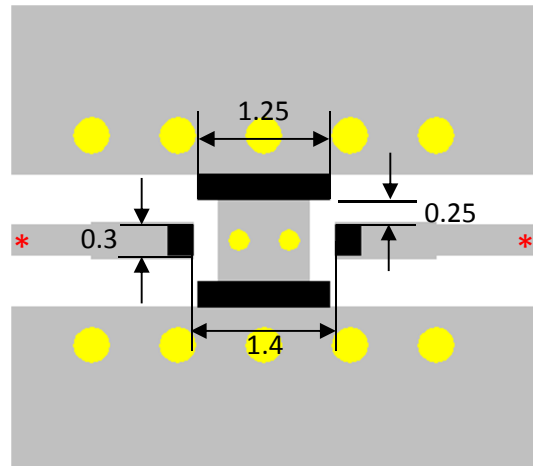
UWB Band Pass Filter, EIA 0805, High Rejection, AEC-Q200 Qualified

P/N 7000BP15A1600E-AEC

Detail Specification: 6/5/2019

Page 2 of 4

Mounting Considerations



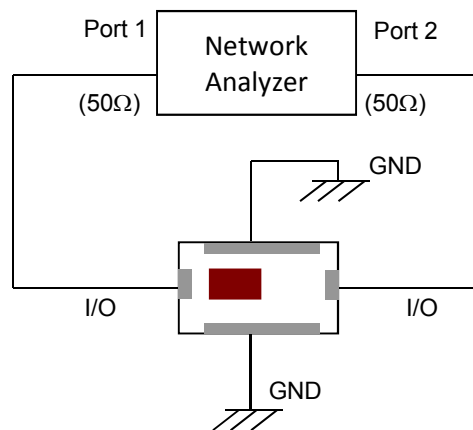
Units in mm

- Solder
- Resist
- Land
- Through-hole (ϕ 0.2 / ϕ 0.35)

* Line width should be designed to match 50 Ω characteristic impedance, depending on PCB material and thickness.

Want the layout file of the above? Send us a message at: <https://www.johansontechnology.com/ask-a-question>

Measuring Diagram



Johanson Technology, Inc. reserves the right to make design changes without notice.
All sales are subject to Johanson Technology, Inc. terms and conditions.



<https://www.johansontechnology.com>

4001 Calle Tecate • Camarillo, CA 93012 • TEL 805.389.1166 FAX 805.389.1821

Ver. 1.0

2019 Johanson Technology, Inc. All Rights Reserved

High Frequency Ceramic Solutions

UWB Band Pass Filter, EIA 0805, High Rejection, AEC-Q200 Qualified

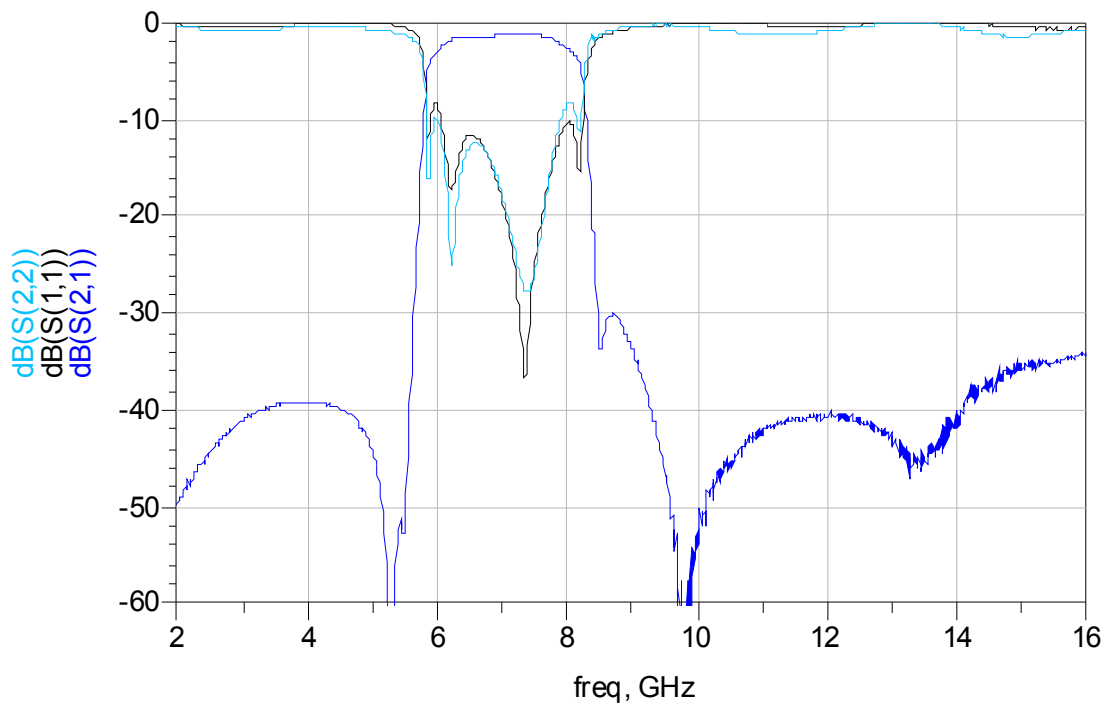
P/N 7000BP15A1600E-AEC

Detail Specification: 6/5/2019

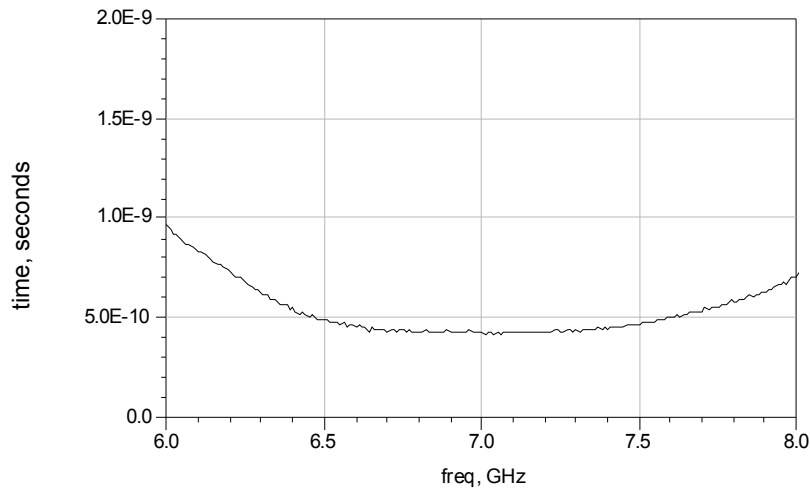
Page 3 of 4

Typical Electrical Characteristics (T=25°C)

Insertion Loss, Return Loss, Harmonic Attenuation



Group Delay



Johanson Technology, Inc. reserves the right to make design changes without notice.
All sales are subject to Johanson Technology, Inc. terms and conditions.



<https://www.johansontechnology.com>

4001 Calle Tecate • Camarillo, CA 93012 • TEL 805.389.1166 FAX 805.389.1821

Ver. 1.0

2019 Johanson Technology, Inc. All Rights Reserved

High Frequency Ceramic Solutions

UWB Band Pass Filter, EIA 0805, High Rejection, AEC-Q200 Qualified
Detail Specification: 6/5/2019

P/N 7000BP15A1600E-AEC
Page 4 of 4

More BPF info such as measured s-parameters and ordering details at:

<https://www.johansontechnology.com/band-pass-filters>

UWB mini embedded Antennas

<https://www.johansontechnology.com/antennas>

Soldering Information

<https://www.johansontechnology.com/ipcsoldering-profile>

MSL Info

<https://www.johansontechnology.com/msl-rating>

Recommended Storage Condition and Max Shelf Life

<https://www.johansontechnology.com/recommended-storage-conditions>

RoHS Compliance

<https://www.johansontechnology.com/rohs-compliance>

Layout review services

<https://www.johansontechnology.com/ask-a-question>

Antenna layout review, tuning, and characterization services

<https://www.johansontechnology.com/ipc-antenna-services>

Packaging information

<https://www.johansontechnology.com/tape-reel-packaging>

Johanson Technology, Inc. reserves the right to make design changes without notice.
All sales are subject to Johanson Technology, Inc. terms and conditions.



<https://www.johansontechnology.com>

4001 Calle Tecate • Camarillo, CA 93012 • TEL 805.389.1166 FAX 805.389.1821

Ver. 1.0

2019 Johanson Technology, Inc. All Rights Reserved